


Digital Reference Unit

with High, Low, and Intermediate Set Points

Applications

The Digital Reference Unit generates a precise voltage that may be used wherever a very accurate reference signal is required. Typical use combines the Digital Reference Unit with other Woodward controls for regulation of speed, load, pressure, or voltage.

Description



- Precise reference signal
- 3 adjustable set points
- 2 separate, fully-adjustable ramp rates
- Digital circuitry
- Precise remote operation

Reference Set Points—

The Digital Reference Unit provides electronic control of the reference-signal voltage. Lower limit, upper limit, and an intermediate set point can be selected.

Ramp Rates—The Digital Reference Unit has two separate and independent ramp rates (which determine the time required to change from the low limit to the high limit). Each ramp rate can be set for a ramp rate from a minimum of 5 seconds to a maximum of 10 minutes.

Location of Adjustments—Rocker switches under the cover allow selection of ramp rate ranges. All other adjustments are made from potentiometers accessible on the front of the cover.

Specifications

Construction: The Digital Reference Unit consists of a printed circuit board housed in a steel chassis and cover.

Power Supply 10–45 Vdc
 90–150 Vdc
 88–132 Vac, 45–440 Hz

Signal Output 0–8 Vdc

Ramp Rates:

Ramp 1 5 seconds to 10 minutes
 Ramp 2 (switch selectable) 5 seconds to 10 minutes

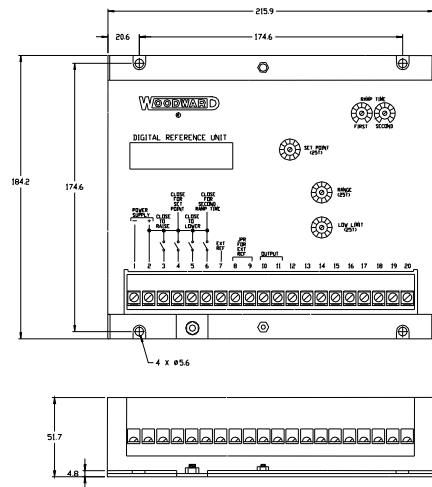
Relay Indications (optional):

Low Limit
 High Limit
 Set Point

External Reference provided for ramp speed setting on Woodward EPG and 2500 controls.

Temperature –40 to +85 °C
 –40 to +185 °F

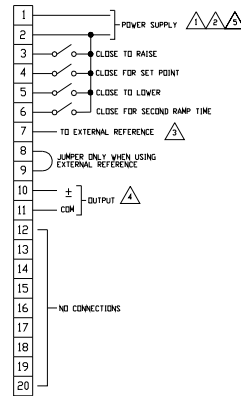
Location: Can be mounted in any position that provides adequate ventilation and room for servicing. May not be mounted on the engine. Protect from exposure to rain or pressure wash.



OUTLINE

METRIC

| MM | INCH |
|-------|-------|
| 215.9 | 8.500 |
| 184.2 | 7.250 |
| 174.6 | 6.875 |
| 51.7 | 2.032 |
| 25.6 | .812 |
| 4.8 | .188 |

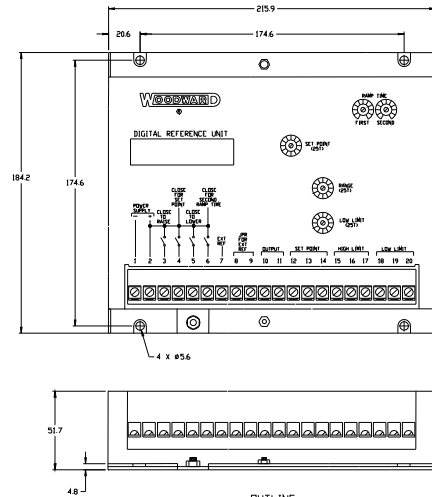


PLANT WIRING

NOTES

- △ POWER REQUIREMENT LESS THAN 3 WATTS.
- △ TERMINAL 1 TO BE NEGATIVE POLARITY FOR DC POWER SUPPLY. NEUTRAL FOR AC POWER SUPPLY. TERMINAL 2 TO BE POSITIVE POLARITY FOR DC POWER SOURCE LINE FOR AC POWER SUPPLY.
- △ EXTERNAL REFERENCE USED ONLY ON SPEED REFERENCE APPLICATIONS (SEE SHEET 7).
- △ REFER TO SHEETS 7 AND 8 FOR SPECIFIC OUTPUT CONNECTIONS.
- △ SEE OPTION CHART.

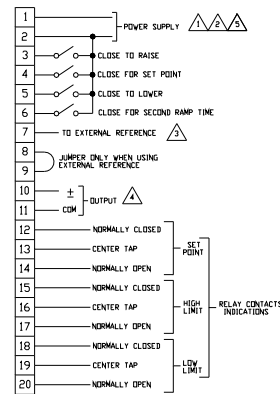
032-001
00-04-14



OUTLINE

METRIC

| MM | INCH |
|-------|-------|
| 215.9 | 8.500 |
| 184.2 | 7.250 |
| 174.6 | 6.875 |
| 51.7 | 2.032 |
| 25.6 | .812 |
| 4.8 | .188 |



PLANT WIRING

NOTES

- △ POWER REQUIREMENT LESS THAN 3 WATTS.
- △ TERMINAL 1 TO BE NEGATIVE POLARITY FOR DC POWER SUPPLY. NEUTRAL FOR AC POWER SUPPLY. TERMINAL 2 TO BE POSITIVE POLARITY FOR DC POWER SOURCE LINE FOR AC POWER SUPPLY.
- △ EXTERNAL REFERENCE USED ONLY ON SPEED REFERENCE APPLICATIONS (SEE SHEET 7).
- △ REFER TO SHEETS 7 AND 8 FOR SPECIFIC OUTPUT CONNECTIONS.
- △ SEE OPTION CHART.

032-002
00-04-14

Digital Reference Unit (8272-682/-684 above; 8272-683/-685 below) (Do not use for construction)

| Part No. | Power Source | Relay Indications? | Manual |
|----------|------------------------------------|--------------------|--------|
| 8272-682 | 10-45 Vdc | No | 82006 |
| 8272-683 | 10-45 Vdc | Yes | 82006 |
| 8272-684 | 90-150 Vdc OR 88-132 Vac 45-440 Hz | No | 82006 |
| 8272-685 | 90-150 Vdc OR 88-132 Vac 45-440 Hz | Yes | 82006 |



PO Box 1519, Fort Collins CO, USA 80522-1519
1000 East Drake Road, Fort Collins CO 80525
Tel.: +1 (970) 482-5811 • Fax: +1 (970) 498-3058
www.woodward.com

Distributors & Service

Woodward has an international network of distributors and service facilities. For your nearest representative, call the Fort Collins plant or see the Worldwide Directory on our website.

This document is distributed for informational purposes only. It is not to be construed as creating or becoming part of any Woodward contractual or warranty obligation unless expressly stated in a written sales contract.

© Woodward 2000, All Rights Reserved

For more information contact:

2011/4/Colorado